



THE MARYLAND WING SAFETY MONTHLY



JUNE 2023

PAGE 1 OF 2



The Safety Way



In 2019 I fell down the stairs. My fault. I was carrying a tray of food and lost sight of my footing. My mind was not on what I was doing and I was in a hurry. When I let the tray block the view of my feet it happened: when I went to take the next step there was nothing there. The tray, food, silverware, dishes, and me hit the tile landing with a sickening series of crashes. Fortunately there were no broken bones, but my feet, ankles, right hip, and back were screaming. Other than the pain I thought I was okay...but the next day I had to go to the ER.


So if you were the accident investigator, the primary elements here would be lack of care, lack of attention, distraction, and haste. As you can see, accidents are often a chain of events. If you will break the chain, the accident and resultant injuries can be avoided. That is the **Safety Way**.



CADET CORNER



If taken advantage of, Civil Air Patrol is a wonderful opportunity to prepare cadets for a military career or even a more successful life. Because it is military we emphasize customs and courtesies, and obedience to orders. Have you considered, then, that in following orders there is safety? Depending on your position in the unit, you may not have what is called "the big picture." Consequently, there may be danger present of which you are not aware. In a case such as this, a superior may give you a command designed to protect you. If you have disciplined yourself to follow orders you could avoid harm and maintain personal safety. Something to think about.



THE SAFETY DICTIONARY

DISTRACTION — divided attention. A preventative to concentration. Falling down the stairs.



Practice it with purpose.

PILOT'S CORNER



As you know, the safety of aircraft operations depends on the adherence of proper procedures. The primary driver of procedures are checklists, both normal and emergency. Since human memory is faulty—especially when a pilot is tired—checklists are not to be memorized. You can perform a flow then consult a checklist, but leaving it in the side pocket is asking for an accident.



FIRE EXTINGUISHERS



Do not use fire extinguishers as door stops

CAUTION



DO NOT BLOCK FIRE EXTINGUISHER

PASS-ING A FIRE

Remember the **PASS** Word



Pull the pin (or other motion) to unlock the extinguisher.



Aim at the base (bottom) of the fire and stand 6 - 10 feet away.



Squeeze the lever to discharge the agent.



Sweep the spray from left to right until the flames are totally extinguished.



IN THIS EDITION

The Safety Way	1
The Safety Dictionary	1
Practice It	1
Pilot's Corner	1
Fire Extinguishers	1
Pass-ing A Fire	1
Cadet Corner	1
Safety Tip	2
About The Pillars	2
Driving Safety	2
CAPF 160-1 In Focus	2
Wisdom	2
People First	2
Safety Results	2
Analyze Continuously	2
Coordination	2
Roles of the Safety Officer	3
Consistency	3
Droning On	3
Cartoon	3
Safety Aim	3
Excellence	3
Know The Signs	3



THE MARYLAND WING SAFETY MONTHLY



JUNE 2023

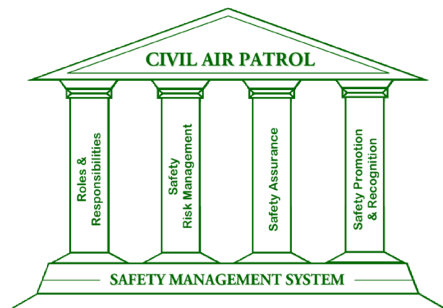
PAGE 2 OF 2



SAFETY TIP

- Avoid overloading outlets.
- Unplug and switch off appliances and LPG tanks when not in use.
- Keep flammable items away from children.
- Never leave your kitchen while cooking.
- Dispose cigarette butts properly.
- Keep your place clean at all times.

ABOUT THE PILLARS



As we conclude the examination of the pillars in the above graphic, we will look at the fourth and last pillar: **SAFETY PROMOTION AND RECOGNITION**. Safety is not something we just pull out of the bag when it is required. It is always required. Promotion of safety keeps it in the forefront of our thinking and activities. It is an excellent habit to develop. Continual safety education is an indispensable partner to promotion and recognition. Seek it out and be attentive when it is offered. You are protecting yourself and your unit members.

**LEAVE SOONER
DRIVE SLOWER
LIVE LONGER.**

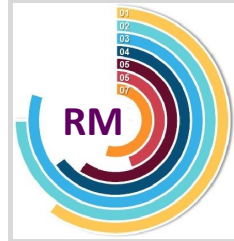


CAPR 160-1 IN FOCUS

CAPR 160-1 1.2.4. Core Competency.

The goal of the CAP Safety Program is for each and every member of Civil Air Patrol, as well as the organization

itself, to embrace and practice **RISK MANAGEMENT** as a core competency of Civil Air Patrol.



WISDOM



PREPARE AND PREVENT INSTEAD OF REPAIR AND REPENT.

PEOPLE FIRST



Why “people first” and not “safety first”? The real pathway to “safety” is with people. The best work we can do is to focus on “people-work” first. People are at the heart of any organization. Without the time, talent, and treasure of people, we cannot be the organization we aspire to be. Too much focus on “compliance” and not enough on helping people understand their critical role in safety as one outcome among many, risks program engagement. If the program doesn’t work with people to support safety as one outcome among many, we become stagnant in our organizational capabilities and risk not living up to our mission-vision.

(Ref: Reviewing A Safety Significant Occurrence)

SAFETY'S RESULTS

Results

Safety Performance

- Improved safeguards
- Reduced errors
- Proactive safety risk management

Operational Readiness

- Effective response to changes
- Improved agility in meeting challenges
- Sustained availability of resources

Organizational Credibility

- Reduced costs
- Public trust and confidence
- Sustained service capability


Member Wellbeing

- Reduced stress
- High confidence for personal safety
- High engagement

ANALYZE CONTINUOUSLY

COORDINATION

An important best practice is coordination of effort. If you have a group, or even a second individual, performing a project or task, please ensure that all members are aware of what each is doing and that there is a leader coordinating the overall effort. Otherwise safety can fall through the cracks.





THE MARYLAND WING SAFETY MONTHLY



JUNE 2023

PAGE 3 OF 3



ROLES OF THE SAFETY OFFICER

Serve as an expert	Advise on safety programs	Offer assistance
Communicate to other SES	Monitor and update	Work with others



SAFETY AIM



Civil Air Patrol's Safety Aim for 2023 and beyond is to maximize member's capability to anticipate, recognize, evaluate, and control hazardous conditions that lead to injury, illness, or damage.



The Air Force promotes "Excellence in all we do.", as Civil Air Patrol promotes excellence as a Core Value. If excellence is properly practiced, then safety becomes a vital component because excellence as practiced will embrace care in all operations and prevent accidents.

CONSISTENCY

The need to remain consistent in safety cannot be understated. We only have to be inattentive once during an activity to allow an unsafe situation to take hold.

Consider each activity to be fluid. With personnel on the move and even aircraft or other equipment, the situation has to be constantly monitored and evaluated towards the preservation of CAP members and assets.

The safety of CAP activities is on our hands.



SAFETY FIRST BECAUSE INJURIES LAST



DRONING ON

Whether you are a pilot, observer, or just a passenger, please remember to be looking outside for collision hazards. Now, along with other aircraft, drones have become a serious concern in flying safety. Drones are particularly present at low altitudes. Even the smaller ones can cause severe damage.



Remember Newton's Second Law of Motion? $F=MA$ means force equals mass times acceleration. A small but fast object can act like a larger object. Keep watch.



KNOW THE SIGNS



ANGER IDENTIFICATION MARKING



KNOW YOUR SAFETY SIGNS

Get to know what the symbols mean they are provided for your safety, There are 4 main categories, each has a different shape and colour.

	MEANING	SHAPE & COLOUR	SYMBOLS are put inside the safety shapes. These are used in all EEC Countries		
PROHIBITION	You must not. Do not do. Stop.	RED means STOP	No admittance	No smoking	No dirty clothes
MANDATORY	You must do. Carry out the action given by the sign.	BLUE means OBEY	Keep clear	Head protection must be worn	Wear gloves
WARNING	Caution. Risk of danger. Hazard ahead.	YELLOW means risk of DANGER	Design high voltage	Caution must your head	Danger risk life in operation
SAFE CONDITION	The safe way. Where to go in an emergency	GREEN means GO	First aid station	Emergency phone	Emergency exit

MULTI-PURPOSE SIGNS	To be used when the hazard requires more than one of the 4 types to convey the safety message.	Acetylene, New event, Warning, Prohibit
SUPPLEMENTARY TEXT	If the safety sign needs additional information it may be added in words.	Fire alarm call point, DANGER, Electrical gloves
FIRE EQUIPMENT SIGNS	For indicating the location of fire fighting equipment and how they should be used.	Fire alarm call point, Fire blanket, Fire extinguisher, Fire hose
WORKS TRAFFIC SIGNS	Are the same design as public road signs.	Prohibit, Danger Identification Marking